



NORTHAMPTON SAILING CLUB

Sailing Instructions

Graduate National Championship & Phantom Open Meeting – Midlands Traveller Series at Pitsford Reservoir 17th / 18th June 2023

1 RULES

- 1.1 The event is governed by the rules as defined in the Racing Rules of Sailing 2021-2024.
- 1.2 The Sailing instructions may also change rules. In the event of there being any conflict between the aforementioned, these sailing instructions will take precedence at all times.
- 1.3 Competitors shall sail in accordance with the RYA Racing charter.
- 1.4 All competitors are required to wear personal floatation devices while afloat and on club pontoons.

2 Notice to Competitors

2.1 Notices to competitors will be posted on the Northampton Sailing Club website and at the clubhouse on the official notice board, during the event.

2.2 <https://northamptonsailingclub.org>

3 Changes to Sailing Instructions

3.1 Any changes in the sailing instructions will be posted no later than 30 minutes before the advertised starting time of the race or races concerned. These changes will be valid for all subsequent races in the series.

3.2 Changes in the Sailing Instructions will be displayed at the clubhouse on the official notice board and may be signalled by displaying flag “L” from the flagpole. When no further changes have been made Flag “L” may be lowered after the start of the last race of that day.

4 Signals made Ashore

4.1 Signals made ashore will be hoisted on the flagpole located on the Veranda at the North East corner of the Clubhouse.

4.2 When flag AP is displayed ashore “1 minute” is replaced with “not less than 30 minutes” in race signal AP.

5 Schedule of Races

5.1 The race times are scheduled to be as follows:-

Phantom & Graduate Day 1 - 17 th June		Phantom and Graduate Day 2 - 18 th June	
Briefing	11:00		
Race 1	11:30	Race 5	10:30
Race 2	To follow	Race 6	To follow
Lunch	ashore	Race 7 & Graduate Trophy/ Crew race	To Follow
Race 3	To follow	Prize Giving	After Racing
Race 4	To follow		

6 Fleet Flag Signals

6.1 The fleets flag will be as follows:

Phantom Class Flag

Graduates will use flag ‘G’

7 Racing Area

7.1 The location of the racing area will be provided at the briefing by the Race Officer.

8 The Courses

8.1 The course marks will be large cylindrical orange P&B buoys labelled 1-4 with the addition of dumpy buoys where required.

8.2 The course will be displayed on the stern of the committee boat, a course letter will relate to the courses listed in the appendices.

8.3 When “line” is displayed on the course board, boats will pass between the committee boat and the end of line mark on each round.

8.4 In the event that the course displayed is changed prior to a race starting, the Race Officer may indicate this by flying flag C from the committee boat mast.

8.5 The Race Officer will record boats seen by the race team to have sailed the wrong course as NSC (not sailed course), including missing the line when set as part of the course.

8.6 There may be a Lead Rib boat for each race, who will display the ‘ Follow me’ flag, to be indicated at the briefing. However this boat will also provide safety cover and its priority will be to deliver safety cover, the ‘Follow me’ flag will be lowered in this event. It will be the discretion of the Race Officer if a lead boat is provided.

9 Number of Laps

9.1 The number of laps will be displayed on the stern of the committee boat for each class.

10 The Start

10.1 Races will be started by the warning signal given 5 minutes before the start signal. The sequence will follow 5, 4, 1 - Go.

10.2 The Phantom fleet will be first to start with the Graduate fleet warning signal being displayed shortly after the Phantom fleet start.

10.3 The start line is defined as the line between the mast displaying an Orange flag on the committee boat and an end of line mark, flying an orange flag.

10.4 Boats whose warning signal has not been made shall avoid the start area.

10.5 A boat starting later than 4mins.after her start will be scored DNS.

10.6 A race may not be started if, in the opinion of the Race Officer, there is insufficient or excessive wind.

11 Recalls

11.1 Individual recalls will be signalled by the Race Officer

11.2 If after a General Recall the Race Officer deems necessary RSS 30.3 will apply - the Black Flag Rule or U flag Rule.

11.3 In the event of a Phantom class recall the Phantom fleet will still be first to start, the Graduate warning signal will follow after the first non recalled start of the Phantom fleet.

12 Change of Position of the Next Mark

12.1 It may be necessary to change the position of the next mark. The Race Officer, at his discretion, may move the original mark to a new position. The change will be signalled before the leading boat has begun the new leg, although the mark may not yet be in its new position. The direction it has been / will be moved to will be signalled by the boat at the previous mark showing red for movement to port and green for movement to Starboard. Any mark to be rounded after rounding the moved mark may be relocated without further signalling to maintain course configuration.

13 Shortening Course

13.1 The Race Officer may deem the race to be shortened and will display a shortened course flag on the committee boat, followed by two sound signals when the leading boat rounds the final mark before the finish.

14 The Finish

14.1 The finish line will be between the mast displaying a blue flag on the committee boat or a RIB, and the end of line marker or other mark of the course

14.2 The Race Officer may finish slower boats as close to the leading boats finish time as possible. This may necessitate finishing individual boats without shortening the course for the entire fleet. The Race Officer and their assistants will notify the competitors that they have finished by verbal

communication, there will be no visual or sound signal. This is known as a Race Officers discretionary finish. The Race Officers decision is final and is not grounds for redress.

14.3 Should the race officer wish to 'whisky' boats, W flag will be displayed on the moving rib and a whistle or verbal instruction will be made to indicate to boats they have finished.

15 Time Limit

15.1 Time limits are set by the race officers discretion, failure to meet the target times will not be grounds for protest or redress. ;

- First Mark time limit - 30 minutes
- Race Target time 45- 50 minutes
- Finishing window time limit - 20 minutes

16 Protests and Requests for Redress

16.1 Protests shall be written on forms available at the race control desk and delivered there within 45 minutes of the last boat in the fleet finishing the last race of the day.

16.2 Protest hearings will commence as soon as possible thereafter racing has completed.

17 Scoring

17.1 The low point scoring system will be used, the boat with the lowest total score will win the event.

17.2 Unless otherwise stated in the NOR the number of races to count shall be as follows. One race shall constitute a series. If less than three races are sailed no discards will be allowed. If four or more races are sailed then one race will be discarded

17.3 If there is a Series score tie, each boat's race scores shall be listed in order from best to worst, and at the first point where there is a difference the tie shall be broken in favour of the boat with the best score. No discarded scores shall be used. If a tie still remains, the boats scores shall be ranked in order of their scores in the last race. These scores will be used even if they are discarded scores. Any remaining ties (e.g. if both DNC in last race) shall be broken by using the tied boats scores in the next to last race and so on until tie is broken.

18 Safety Regulations

18.1 All competitors are required to wear personal floatation devices while afloat and on club pontoons.

18.2 Neither a wet suit or a dry suit constitute adequate personal buoyancy

18.3 It is not permitted to land outside of the club enclosure except in an emergency.

18.4 When the race committee considers that a boat or competitor is in difficulty it may instruct the boat or competitor to accept outside help, retire or sail ashore.

19 Declarations

19.1 Signing on before each race will not be necessary although it will be necessary to have entered the series to be eligible to start a race.

19.2 A declaration sheet will be displayed near the official notice board which must be signed within 30 minutes of the last boat finishing in each race ONLY by competitors who have retired.

20 Equipment and Measurement Checks

20.1 Before a boat is eligible to race, if applicable for her class, her valid measurement certificate and buoyancy test certificate may be required to be presented

20.2 Boats may be measured before or after any race at the discretion of the Class or Race Committee.

21 Disclaimer of Liability

21.1 Competitors participate in the regatta entirely at their own risk. The organising authority will not accept any liability for material damage or personal injury or death sustained in conjunction with or prior to, during or after the regatta as detailed within the Notice of Race.

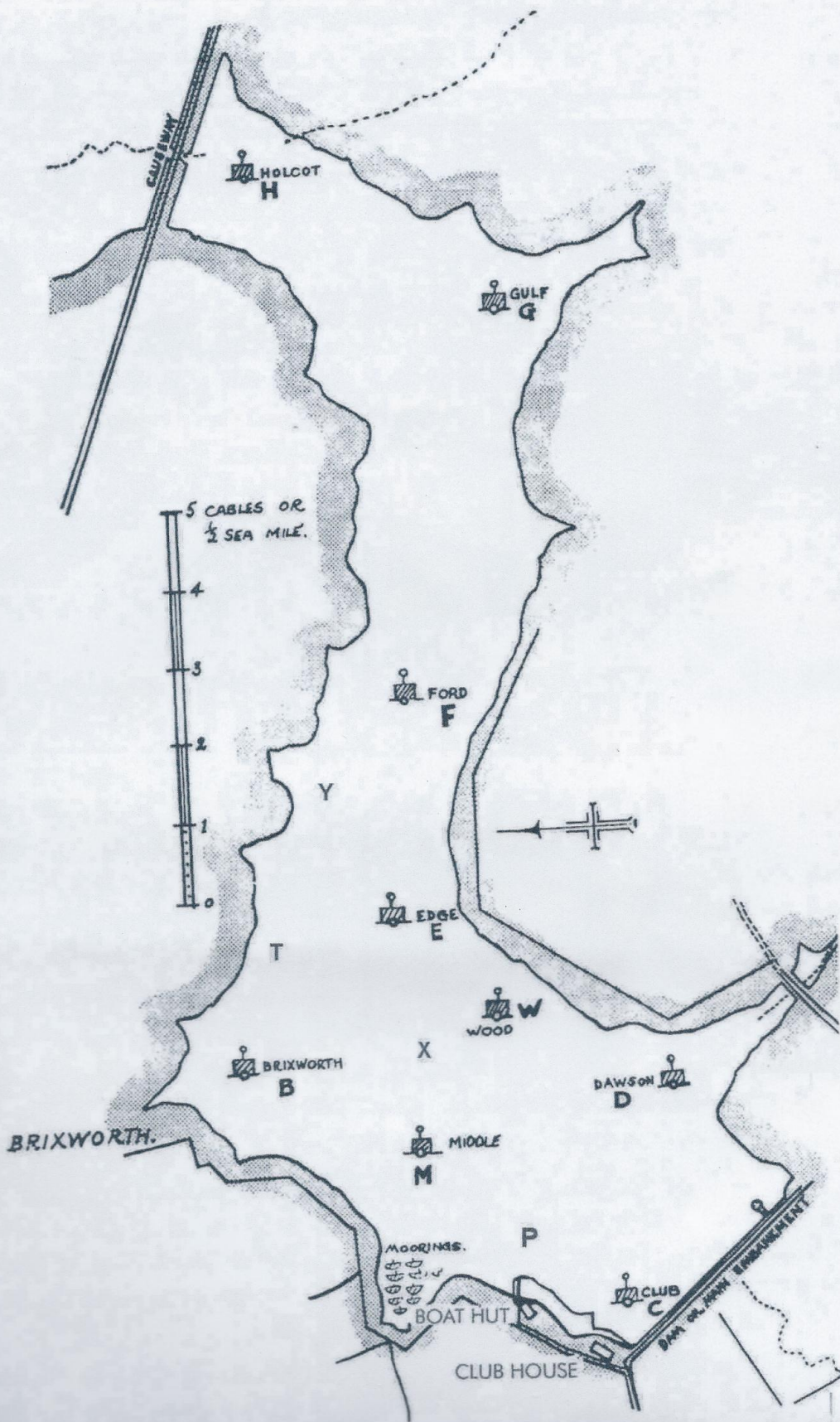
22 Insurance

22.1 Each participating boat shall be insured with a valid Third Party Liability Insurance with a minimum Cover of £3 million.

23 Trash disposal

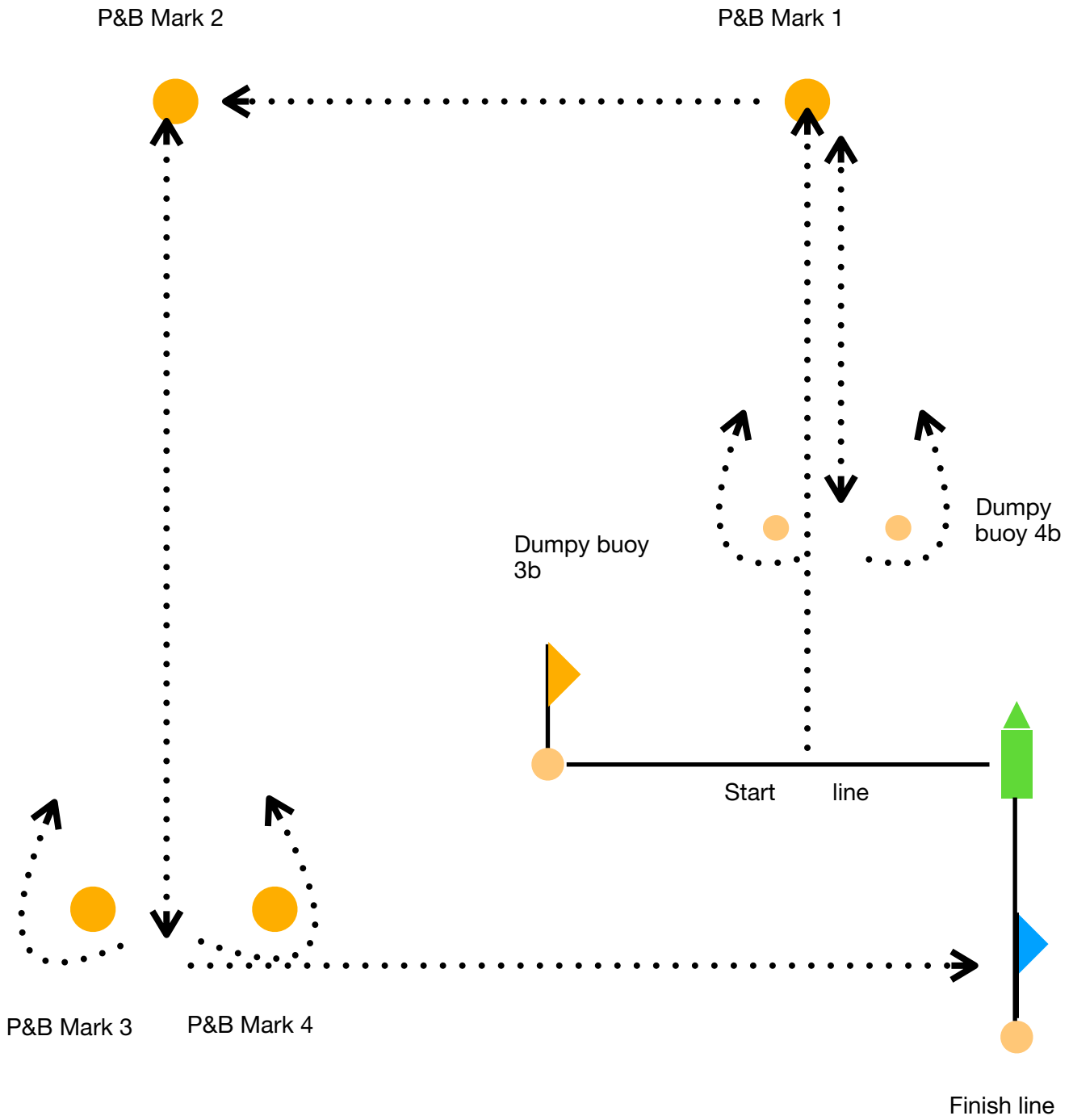
23.1 Trash must be retained within the competitors boat and disposed in the club waste bins at the of the days racing.

Pitsford Water Sailing Area



Appendices

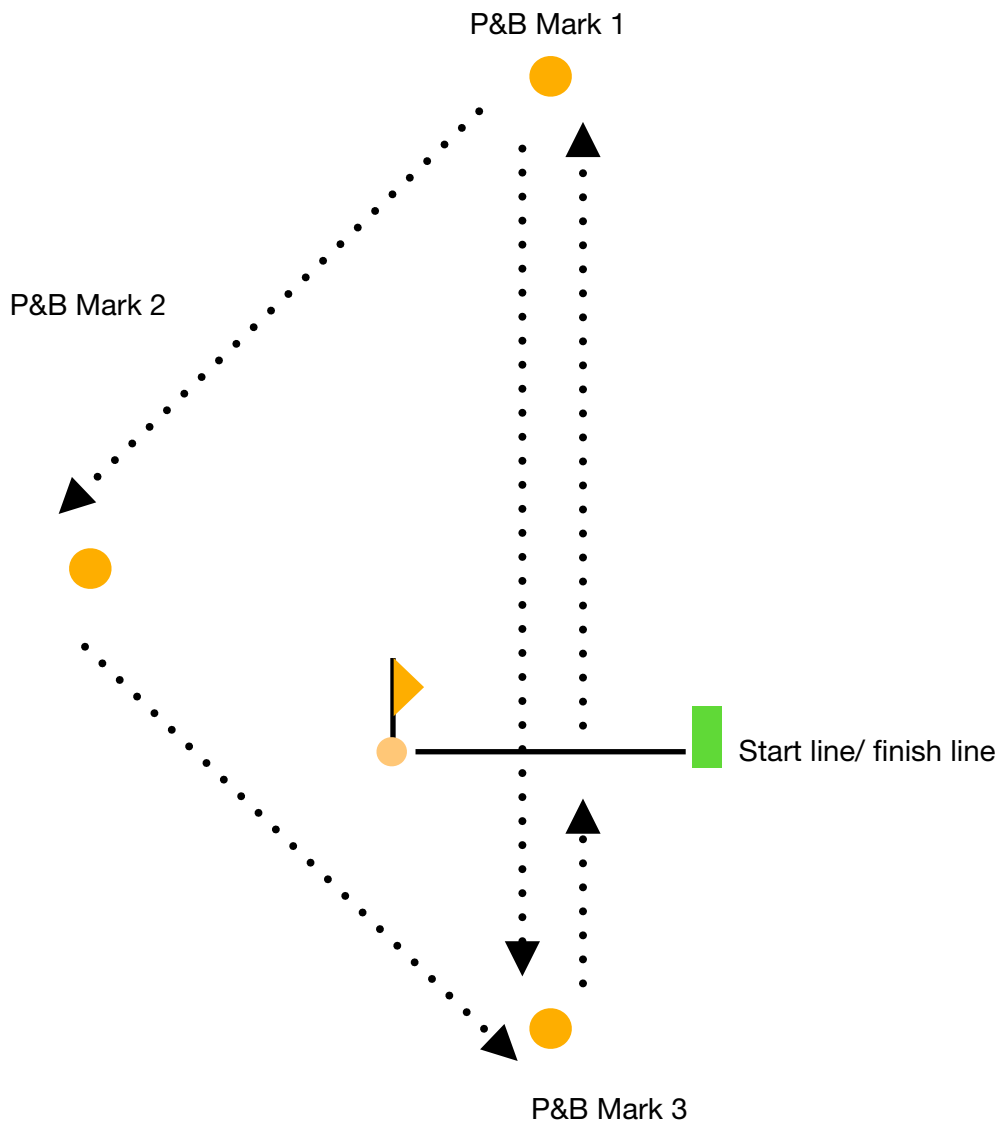
Course A- Inner outer loop



Class	Start Sequence	1 lap	2 laps	3 laps	4 laps
Phantom 1st start, outerloop	5,4,1,0	S-1-2-4-F	S-1-2-3/4-2-4-F	S-1-2-3/4-2-3/4-2-4-F	S-1-2-3/4-2-3/4-2-3/4-4-F
Graduate 2nd start, inner loop	5,4,1,0	S-1-2-4-F	S-1-3b/4b-1-2-4-F	S-1-3b/4b-1-3b/4b-1-2-4-F	S-1-3b/4b-1-3b/4b-1-2-3-4-F

Notes on course: In short, the number of laps equals the number of beats you will complete through the race, a 2 lap race for the phantoms would be 1 beat up to the windward mark, one beat on their outer loop. For the Graduates this would be 2 beats on inner loop.

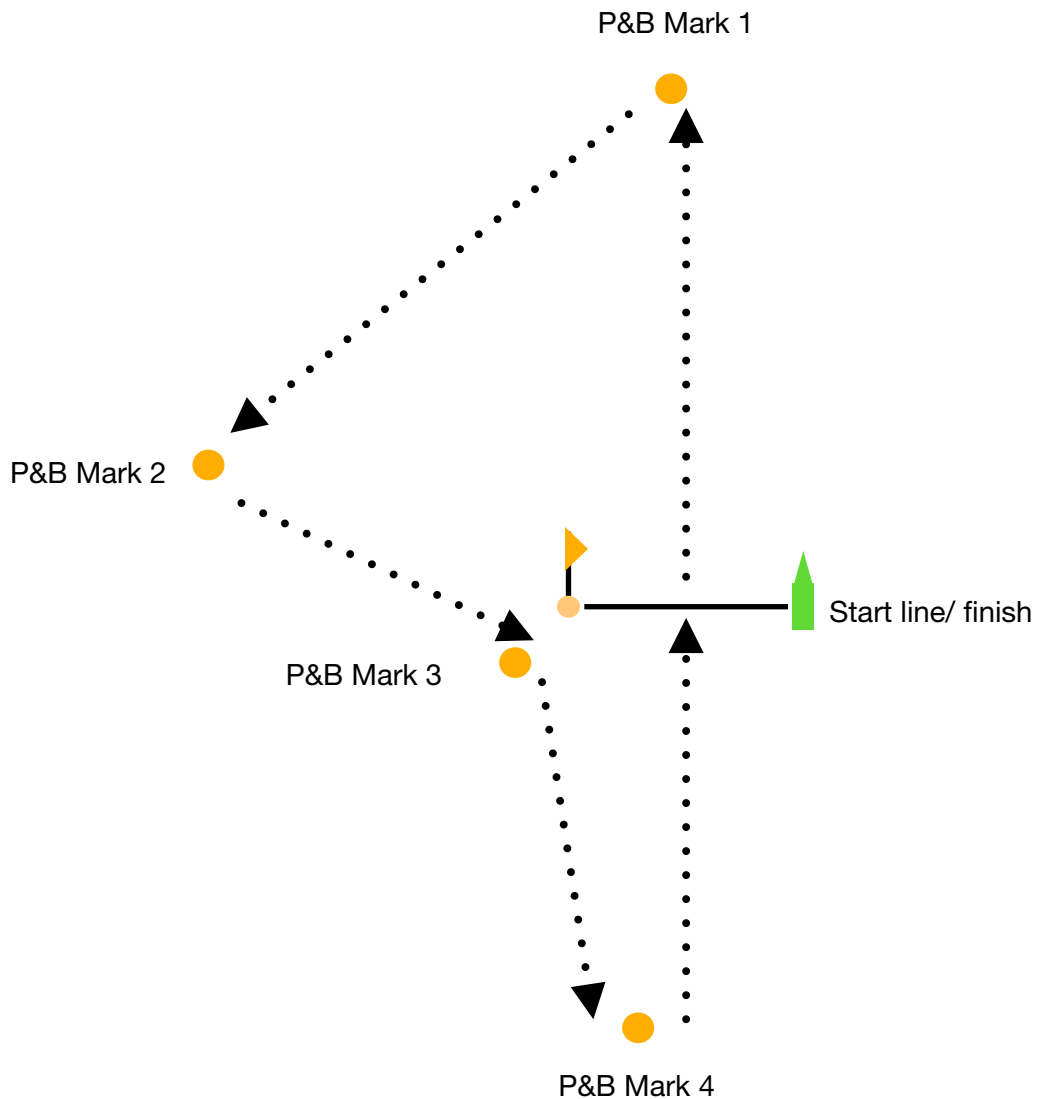
Course B- Triangle Sausage



Class	Start Sequence	1 Lap	2 laps	3 laps	4 laps
Phantom 1st start	5,4,1,0	S-1,2,3,F	S-1-2-3-1-3-F	S-1-2-3-1-3-1-2-3-F	S-1-2-3-1-3-1-2-3-1-3-F
Graduate 2nd start	5,4,1,0	S-1,2,3,F	S-1-2-3-1-3-F	S-1-2-3-1-3-1-2-3-F	S-1-2-3-1-3-1-2-3-1-3-F

Note on course: The number of laps is in short the number of beats from the start finish area. One laps is a beat up and completing the outside triangle with a short beat back up to the finish. 2 Laps is a beat up, outside triangle completed on the first rounding, then a sausage on the second with a short beat up to the finish. Where possible the pace committee will try to drag the pin end closer to the committee boat to help prevent boats passing through the start finish line on the run. It is not compulsory to avoid or pass through the line on the run and no penalty will be issued either way. On the beat, each boat must pass though the start finish line on each lap.

Course C- Inverted P (Q)



Class	Start Sequence	1 Lap	2 Laps	3 Laps	4 Laps
Phantom 1st Start	5,4,1,0	S-1-2-3-4-F	S-1-2-3-4-1-2-3-4-F	S-1-2-3-4-1-2-3-4-1-2-3-4-F	S-1-2-3-4-1-2-3-4-1-2-3-4-1-2-3-4-F
Graduate 2nd Start	5,4,1,1	S-1-2-3-4-F	S-1-2-3-4-1-2-3-4-F	S-1-2-3-4-1-2-3-4-1-2-3-4-F	S-1-2-3-4-1-2-3-4-1-2-3-4-1-2-3-4-F

Notes on course: Each lap is 1 time round all 4 marks. Line must be passed through each lap on the beat.